

NAGAR PANCHAYAT  
LALPUR  
U S NAGAR

BALANCE SHEET  
FOR THE FINANCIAL YEAR

2022-2023

PREPARED BY:

ACHAL SRIVASTAVA & CO.

CHARTERED ACCOUNTANTS



**ACCOUNTANT'S COMPILATION REPORT**

To  
The Executive Officer,  
Nagar Panchyat Lalpur

We have compiled the accompanying financial statements of ULB NAGAR PANCHAYAT LALPUR based on information you have provided. These financial statements comprise the Balance Sheet of NAGAR PANCHAYAT LALPUR as at March 31, 2023, the statement of Income and Expenditure account, and Cash Flow Statement for the year then ended, and a summary of significant accounting policies and other explanatory information.

We performed this compilation engagement in accordance with Standard on Related Services 4410 (Revised), Compilation Engagements.

We have applied our expertise in accounting and financial reporting to assist the ULB in the preparation and presentation of these financial statements on the basis of accounting principles described in Note to accounts of the financial statements. We have complied with relevant ethical requirements.

These financial statements and the accuracy and completeness of the information used to compile them is the responsibility of the ULB

Since a compilation engagement is not an assurance engagement, we are not required to verify the accuracy or completeness of the information provided by the ULB to us to compile these financial statements. Accordingly, we do not express an audit opinion or a review conclusion on whether these financial statements are prepared in accordance with the basis of accounting principles as described in Note to accounts

As stated in Note to accounts of the financial statements are prepared and presented in accordance with accounting principles as prescribed in Uttarakhand Municipal Accounting Manual-2021. The financial statements are prepared for the purpose described in Note to the financial statements. Accordingly, these financial statements may not be suitable for other purposes.

For ACHAL SRIVASTAVA & CO.  
Chartered Accountants  
Firm Registration Number 013385C

CA SANJAY KUMAR GUPTA  
Partner  
Membership Number- 408105  
Date- 28.07.2023  
UDIN- 23408105BGVZZU1994

We have prepared / verified the Balance Sheet as on 31<sup>st</sup> March 2023 of NAGAR PANCHAYAT LALPUR and examined all relevant documents, supporting and records. The Balance Sheet has been prepared based on accrual-based Double Entry accounting system. All items that could have been included have been included and it is certified that no items have been left out in preparation of the Balance Sheet.

We have obtained all information and explanations, which to the best of our knowledge and belief were necessary for the assignment.

We have prepared / verified the opening Balance Sheet in accordance with Guidelines for preparation of Balance Sheet and approved by the Government of Uttarakhand. In cases where there were doubts, explanations were taken from the competent authorities.

Date: 28.07.2023

Place: LALPUR



Signature and Seal of the ULB

  
Executive Officer  
Nagar Panchayat Lalpur  
Udham Singh Nagar

**NAGAR PANCHAYAT LALPUR**

**BALANCE SHEET AS AT 31.03.2023**

| Code No. | Item / Head of Account                                       | Schedule No. | Current Year Amount (Rs.) | Previous Year Amount (Rs.) |
|----------|--|--------------|---------------------------|----------------------------|
| 1        | 2  | 3            | 4                         | 5                          |
|          | <b>LIABILITIES</b>   |              |                           |                            |
|          | <b>Reserve &amp; Surplus</b>                                 |              |                           |                            |
| 3-10     | Municipal (General) Fund                                     | B-1          | (812,937.20)              | 5,016,700.00               |
| 3-11     | Earmarked Funds  | B-2          | -                         | -                          |
| 3-12     | Reserves   | B-3          | 9,461,072.00              | -                          |
|          | <b>Total Reserves &amp; Surplus</b>                          |              | 8,648,134.80              | 5,016,700.00               |
| 3-20     | <b>Grants, contribution for specific purposes</b>            | B-4          | 2,190,278.24              | 1,000,000.00               |
|          | <b>Loans</b>   |              |                           |                            |
| 3-30     | Secured Loans  | B-5          | -                         | -                          |
| 3-31     | Unsecured Loans  | B-6          | -                         | -                          |
|          | <b>Total Loans</b>   |              | -                         | -                          |
|          | <b>Current Liabilities and Provisions</b>                    |              |                           |                            |
| 3-40     | Deposits Received  | B-7          | -                         | -                          |
| 3-41     | Deposit works  | B-8          | -                         | -                          |
| 3-50     | Other Liabilities (Sundry Creditors)                         | B-9          | 729,912.00                | 46,306.00                  |
| 3-60     | Provisions   | B-10         | 101,480.00                | -                          |
|          | <b>Total Current Liabilities and Provisions</b>              |              | 831,392.00                | 46,306.00                  |
|          | <b>TOTAL LIABILITIES</b>                                     |              | <b>11,669,805.04</b>      | <b>6,063,006.00</b>        |
|          | <b>Assets</b>  |              |                           |                            |
|          | <b>Fixed Assets</b>  |              |                           |                            |
| 4-10     | Gross Block  | B-11         | 15,914,987.00             | 10,158,510.00              |
| 4-11     | Less: Accumulated Depreciation                               |              | 6,453,915.00              | 5,095,505.00               |
|          | Net Block  |              | 9,461,072.00              | 5,063,005.00               |
| 4-12     | Capital Work-in-progress                                     | B-12         | -                         | -                          |
|          | <b>Total Fixed Assets</b>                                    |              | 9,461,072.00              | 5,063,005.00               |
|          | <b>Investments</b>   |              |                           |                            |
| 4-20     | Investment-General Fund                                      | B-13         | -                         | -                          |
| 4-21     | Investment-Other Funds                                       | B-14         | -                         | -                          |
|          | <b>Total Investments</b>                                     |              | -                         | -                          |
| 4-30     | Stock in Hand (Inventories)                                  | B-15         | -                         | -                          |
| 4-31     | Sundry Debtors (Receivables)                                 |              |                           |                            |
|          | Gross amount outstanding                                     | B-16         | -                         | -                          |
| 4-32     | Less: Accumulated provision against and doubtful Receivables |              | -                         | -                          |
|          | Net Amount Outstanding                                       |              | -                         | -                          |
| 4-40     | Prepaid Expenses   | B-17         | -                         | -                          |
| 4-50     | Cash and Bank Balances                                       | B-18         | 2,208,733.04              | 1,000,001.00               |
| 4-60     | Loan, advances and deposits                                  | B-19         | -                         | -                          |
| 4-61     | Less: Accumulated provision against Loans                    |              | -                         | -                          |
|          | Net Amount Outstanding                                       |              | -                         | -                          |
|          | <b>Total Current Assets, Loans and Advances</b>              |              | 2,208,733.04              | 1,000,001.00               |
| 4-70     | Other Assets   | B-19         | -                         | -                          |
| 4-80     | Miscellaneous Expenditure ( to the extent not written off )  | B-20         | -                         | -                          |
|          | <b>TOTAL ASSETS</b>  |              | <b>11,669,805.04</b>      | <b>6,063,006.00</b>        |

Notes to the Balance Sheet (Including Significant Accounting Policies and Disclosures)

B-22

For **ACHAL SRIVASTAVA & CO**

Chartered Accountants

FRN 013385C

**SANJAY KUMAR GUPTA**

Partner

UDIN: 23408105BGVZZU1994

Date: 28.07.2023

For **NAGAR PANCHAYAT LALPUR**

Executive Officer

**Executive Officer**

**Nagar Panchayat Lalpur**

**Udham Singh Nagar**

# NAGAR PANCHAYAT LALPUR

## INCOME AND EXPENDITURE STATEMENT FOR THE PERIOD 01.04.2022 TO 31.03.2023

| Code No. | Item / Head of Account  | Sch. No. | Current Year Amount (Rs.) | Previous Year Amount (Rs.) |
|----------|---|----------|---------------------------|----------------------------|
| 1        | 2   | 3        | 4                         | 5                          |
|          | <b>INCOME</b>   |          |                           |                            |
| 1-10     | Tax Revenue   | I-1      | -                         | -                          |
| 1-20     | Assigned Revenue & Compensation   | I-2      | -                         | -                          |
| 1-30     | Rental Income from Municipal Properties                                       | I-3      | -                         | -                          |
| 1-40     | Fees & User Charges   | I-4      | 20,670.00                 | -                          |
| 1-50     | Sale & Hire Charges   | I-5      | 35,000.00                 | -                          |
| 1-60     | Revenue Grants, Contributions & Subsidies                                     | I-6      | 7,617,733.66              | -                          |
| 1-70     | Income from Investment  | I-7      | -                         | -                          |
| 1-71     | Interest Earned   | I-8      | -                         | -                          |
| 1-80     | Other Income  | I-9      | -                         | -                          |
| 1-90     | Income from Commercial Projects   | I-19     | -                         | -                          |
| <b>A</b> | <b>Total - INCOME</b>   |          | <b>7,673,403.66</b>       | <b>-</b>                   |
|          | <b>EXPENDITURE</b>  |          |                           |                            |
| 2-10     | Establishment Expenses  | I-10     | 3,712,143.00              | 46,306.00                  |
| 2-20     | Administrative Expenses   | I-11     | 653,999.00                | -                          |
| 2-30     | Operations & Maintenance  | I-12     | 2,710,640.00              | -                          |
| 2-40     | Interest & Finance Expenses   | I-13     | 1,318.86                  | -                          |
| 2-50     | Programme Expenses  | I-14     | 3,525.00                  | -                          |
| 2-60     | Revenue Grants, Contributions & Subsidies                                     | I-15     | -                         | -                          |
| 2-70     | Provisions & Write Off  | I-16     | -                         | -                          |
| 2-71     | Miscellaneous Expenses  | I-17     | -                         | -                          |
| 2-72     | Depreciation  |          | 1,358,410.00              | 1,109,686.00               |
| <b>B</b> | <b>Total - EXPENDITURE</b>  |          | <b>8,440,035.86</b>       | <b>1,155,992.00</b>        |
| A-B      | Gross surplus/ (deficit) of income over expenditure before Prior Period Items |          | (766,632.20)              | (1,155,992.00)             |
| 2-80     | Add: Prior Period Items (Net)   | I-18     | -                         | -                          |
|          | Gross surplus/ (deficit) of income over expenditure after Prior Period Items  |          | (766,632.20)              | (1,155,992.00)             |
| 2-90     | Less: Transfer to Reserve Funds   |          | -                         | -                          |
|          | <b>Net Balance being surplus / deficite carried over to Municipal Fund</b>    |          | <b>(766,632.20)</b>       | <b>(1,155,992.00)</b>      |

For **ACHAL SRIVASTAVA & CO**  
Chartered Accountants  
FRN 013385C

**SANJAY KUMAR GUPTA**  
Partner



For **NAGAR PANCHAYAT LALPUR**

**Udham Singh**  
Executive Officer  
Nagar Panchayat Lalpur  
Udham Singh Nagar

*AS*

**Schedule I-1: Tax Revenue [Code No. 110]**

| Minor Code No. | Particulars                                 | Current Year Amount (Rs.) | Previous Year Amount (Rs.) |
|----------------|---|---------------------------|----------------------------|
| 1              | 2   | 3                         | 3                          |
| 110-01         | Property Tax                                | -                         | -                          |
| 110-02         | Water Tax                                   | -                         | -                          |
| 110-03         | Severage Tax                                | -                         | -                          |
| 110-04         | Conservancy Tax                             | -                         | -                          |
| 110-05         | Lighting Tax                                | -                         | -                          |
| 110-06         | Education Tax                               | -                         | -                          |
| 110-07         | Vehical Tax                                 | -                         | -                          |
| 110-08         | Tax On Animals                              | -                         | -                          |
| 110-09         | Electricity Tax                             | -                         | -                          |
| 110-10         | Professional Tax                            | -                         | -                          |
| 110-11         | Advertisement Tax                           | -                         | -                          |
| 110-12         | Pilgrimage Tax                              | -                         | -                          |
| 110-51         | Octroi & Toll                               | -                         | -                          |
| 110-52         | Cess  | -                         | -                          |
| 110-80         | Other Tax                                   | -                         | -                          |
|                | <b>Sub- Total</b>                           | -                         | -                          |
|                | Less  |                           |                            |
| 110-90         | Tax Remissions and Refund [Schedule I-1(a)] | -                         | -                          |
|                | <b>Sub Total</b>                            | -                         | -                          |
|                | <b>Total Tax Revenue</b>                    | -                         | -                          |

**Schedule I-1(a): Remissions and Refund of Taxes**

| Minor Code No. | Particulars                                      | Current Year Amount (Rs.) | Previous Year Amount (Rs.) |
|----------------|--|---------------------------|----------------------------|
| 1              | 2  | 3                         | 3                          |
| 1100100        | Property Taxes                                   | -                         | -                          |
| 1101100        | Advertisement Tax                                | -                         | -                          |
| 1108000        | Others   | -                         | -                          |
|                | <b>Total Refund and Remission of Tax Revenue</b> | -                         | -                          |

\* Insert the detailed code of account as applicable

Note-The total of these schedule should be equaling to the amount as per the total in Sc. I-1



  
**Executive Officer**  
**Nagar Panchayat Lalpur**  
**Udham Singh Nagar**

**Schedule I-2:Assigned revenue & Compensation [Code No 120]**

| Code No. | Particulars                                     | Current Year Amount (Rs.) | Previous Year Amount (Rs.) |
|----------|---|---------------------------|----------------------------|
| 1        | 2   | 3                         | 3                          |
| 120-10   | Taxes and Duties Collected by Others            | -                         | -                          |
| 120-20   | Compensations in lieu of Taxes/ Duties          | -                         | -                          |
| 120-30   | Compensations in lieu of Concessions            | -                         | -                          |
|          | <b>Total assigned revenues and compensation</b> | -                         | -                          |

**Schedule I-3:Rental Income From Municipal Properties [Code No 130]**

| Code No. | Particulars  | Current Year Amount (Rs.) | Previous Year Amount (Rs.) |
|----------|--|---------------------------|----------------------------|
| 1        | 2  | 3                         | 3                          |
| 130-10   | Rent from Civic Amenities                            | -                         | -                          |
| 130-20   | Rent from Office Buildings                           | -                         | -                          |
| 130-30   | Rent from Guest Houses                               | -                         | -                          |
| 130-40   | Rent from Lease of Lands                             | -                         | -                          |
| 130-80   | Other Rents  | -                         | -                          |
|          | <b>Sub-Total</b>                                     | -                         | -                          |
|          | Less:  |                           |                            |
| 130-90   | Rent Remission and Refunds                           | -                         | -                          |
|          | <b>Sub-Total</b>                                     | -                         | -                          |
|          | <b>Total Rental Income from Municipal Properties</b> | -                         | -                          |

**Schedule I-4:Fees and User Charges [Code No 140]**

| Code No. | Particulars                                      | Current Year Amount (Rs.) | Previous Year Amount (Rs.) |
|----------|--|---------------------------|----------------------------|
| 1        | 2  | 3                         | 4                          |
| 140-10   | Empanelment & Registration charges               | -                         | -                          |
| 140-11   | Licencing Fees                                   | -                         | -                          |
| 140-12   | Fees for Grant of Permit                         | -                         | -                          |
| 140-13   | Fees from Certificate or Extract                 | 1,350.00                  | -                          |
| 140-14   | Development Charges                              | -                         | -                          |
| 140-15   | Regularisation Charges                           | -                         | -                          |
| 140-20   | Penalties & Fines                                | 19,300.00                 | -                          |
| 140-40   | Other Fees                                       | -                         | -                          |
| 140-50   | User Charges                                     | 20.00                     | -                          |
| 140-60   | Entry Fees                                       | -                         | -                          |
| 140-70   | Service/ Administrative Charges                  | -                         | -                          |
| 140-80   | Other Charges                                    | -                         | -                          |
|          | <b>Sub-Total</b>                                 | 20,670.00                 | -                          |
|          | Less:  |                           |                            |
| 140-90   | Rent, Remission & Refunds                        | -                         | -                          |
|          | <b>Sub-Total</b>                                 | -                         | -                          |
|          | <b>Total Income from Fees &amp; User Charges</b> | 20,670.00                 | -                          |



  
 Executive Officer  
 Nagar Panchayat Lalour  
 Udhham Singh Nagar

**Schedule I-5 : Sale and Hire Charges [Code No. 150]**

| Detailed Head Code | Particulars                                      | Current Year Amount (Rs.) | Previous Year Amount (Rs.) |
|--------------------|--|---------------------------|----------------------------|
| 1                  | 2  | 3                         | 4                          |
| 150-10             | Sale of Products                                 | -                         | -                          |
| 150-11             | Sale of Forms & Publications                     | 35,000.00                 | -                          |
| 150-12             | Sale of Stores & Scrap                           | -                         | -                          |
| 150-30             | Sale of Others                                   | -                         | -                          |
| 150-40             | Hire Charges for Vehicles                        | -                         | -                          |
| 150-41             | Hire Charges for Equipment                       | -                         | -                          |
|                    | <b>Total Income from Sale &amp; Hire Charges</b> | <b>35,000.00</b>          | <b>-</b>                   |

**Schedule I-6 : Revenue Grants, Contributions & Subsidies [Code No 160]**

| Minor Code No. | Particulars  | Current Year Amount (Rs.) | Previous Year Amount (Rs.) |
|----------------|--|---------------------------|----------------------------|
| 1              | 2  | 3                         | 4                          |
| 160-10         | Revenue Grant  | 7,617,733.66              | -                          |
| 160-20         | Re- imbursement of Expenses                                | -                         | -                          |
| 160-30         | Contribution towards schemes                               | -                         | -                          |
|                | <b>Total Revenue Grants, contributions &amp; Subsidies</b> | <b>7,617,733.66</b>       | <b>-</b>                   |


**Schedule I-7 : Income from Investments-General Fund [Code No. 170]**

| Code No. | Particulars                                       | Current Year Amount (Rs.) | Previous Year Amount (Rs.) |
|----------|---|---------------------------|----------------------------|
| 1        | 2   | 3                         | 4                          |
| 170-10   | Interest on Investments                           | -                         | -                          |
| 170-20   | Dividend  | -                         | -                          |
| 170-30   | Income from projects taken up on Commercial Basis | -                         | -                          |
| 170-40   | Profit in sale of Investments                     | -                         | -                          |
| 170-80   | Others  | -                         | -                          |
|          | <b>Total Income from Investments</b>              | <b>-</b>                  | <b>-</b>                   |

**Schedule I-8 : Interest Earned [Code No. 171]**

| Code No. | Particulars                                 | Current Year Amount (Rs.) | Previous Year Amount (Rs.) |
|----------|---|---------------------------|----------------------------|
| 1        | 2   | 3                         | 4                          |
| 171-10   | Interest from Bank Accounts                 | -                         | -                          |
| 171-20   | Interest on Loans and Advances to Employees | -                         | -                          |
| 171-30   | Interest on Loans to others                 | -                         | -                          |
| 171-40   | Other Interest                              | -                         | -                          |
|          | <b>Total - Interest Earned</b>              | <b>-</b>                  | <b>-</b>                   |



  
 Executive Officer  
 Nagar Panchayat, Labour  
 Ugham Singh Nagar



**Schedule I-9 : Other Income [Code No. 180]**

| Code No. | Particulars                        | Current Year Amount (Rs.) | Previous Year Amount (Rs.) |
|----------|------------------------------------|---------------------------|----------------------------|
| 1        | 2                                  | 3                         | 4                          |
| 180-10   | Deposits Forfeited                 | -                         | -                          |
| 180-11   | Lapsed Deposits                    | -                         | -                          |
| 180-20   | Insurance Claim Recovery           | -                         | -                          |
| 180-30   | Profit on Disposal of Fixed Assets | -                         | -                          |
| 180-40   | Recovery from Employees            | -                         | -                          |
| 180-50   | Unclaimed Refund/ Liabilities      | -                         | -                          |
| 180-60   | Excess Provisions written back     | -                         | -                          |
| 180-80   | Miscellaneous Income               | -                         | -                          |
|          | <b>Total Other Income</b>          | -                         | -                          |

**Schedule I-10 : Establishment Expenses [Code No. 210]**

| Code No. | Particulars  | Current Year Amount (Rs.) | Previous Year Amount (Rs.) |
|----------|--|---------------------------|----------------------------|
| 1        | 2  | 3                         | 4                          |
| 210-10   | Salaries, Wages and Bonus                                | 3,623,005.00              | 41,362.00                  |
| 210-20   | Benefits and Allowances                                  | 17,797.00                 | 200.00                     |
| 210-30   | Pension  | 71,341.00                 | 4,744.00                   |
| 210-40   | Other Terminal & Retirement Benefits                     | -                         | -                          |
|          | <b>Total Establishment Expenses - Expenses head wise</b> | <b>3,712,143.00</b>       | <b>46,306.00</b>           |

**Schedule I-11: Administrative Expenses -Code No.220**

| Code No. | Particulars   | Current Year Amount (Rs.) | Previous Year Amount (Rs.) |
|----------|---|---------------------------|----------------------------|
| 1        | 2   | 3                         | 4                          |
| 220-10   | Rent, Rates and Taxes                                     | 239,800.00                | -                          |
| 220-11   | Office Maintenance  | 92,098.00                 | -                          |
| 220-12   | Communication Expenses                                    | 21,150.00                 | -                          |
| 220-20   | Books & Periodicals                                       | -                         | -                          |
| 220-21   | Printing and Stationery                                   | 56,838.00                 | -                          |
| 220-30   | Travelling & Conveyance                                   | 19,400.00                 | -                          |
| 220-40   | Insurance   | -                         | -                          |
| 220-50   | Audit Fees  | -                         | -                          |
| 220-51   | Legal Expenses  | -                         | -                          |
| 220-52   | Professional and Other Fees                               | 126,850.00                | -                          |
| 220-60   | Advertisement and Publicity                               | 97,863.00                 | -                          |
| 220-61   | Membership & Subscriptions                                | -                         | -                          |
| 220-80   | Other Administrative Expenses                             | -                         | -                          |
|          | <b>Total Administrative Expenses - Expenses Head wise</b> | <b>653,999.00</b>         | -                          |



  
**Executive Officer**  
**Nagar Panchayat Lalpur**  
**Udham Singh Nagar**

**Schedule I-12: Operations and Maintenance Expenses Codo No.230**

| Code No. | Particulars   | Current Year Amount (Rs.) | Previous Year Amount (Rs.) |
|----------|---|---------------------------|----------------------------|
| 1        | 2   | 3                         | 4                          |
| 230-10   | Power & Fuel  | 2,000.00                  | -                          |
| 230-20   | Bulk Purchases  | 62,088.00                 | -                          |
| 230-30   | Consumption of Stores   | 607,340.00                | -                          |
| 230-40   | Hire Charges  | 14,160.00                 | -                          |
| 230-51   | Repairs & Maintenance-Infrastructure Assets                   | -                         | -                          |
| 230-52   | Repairs & Maintenance-Civic Amenities                         | -                         | -                          |
| 230-53   | Repairs & Maintenance- Buildings                              | 244,143.00                | -                          |
| 230-54   | Repairs & Maintenance - Vehicles                              | -                         | -                          |
| 230-59   | Repairs & Maintenance - Others                                | -                         | -                          |
| 230-80   | Other Operating & Maintenance Expenses                        | 1,780,909.00              | -                          |
|          | <b>Total Operations &amp; Maintenance - Expense Head wise</b> | <b>2,710,640.00</b>       | <b>-</b>                   |

**Schedule I-13: Interest & Finance Charges [Code No. 240]**

| Code No. | Particulars   | Current Year Amount (Rs.) | Previous Year Amount (Rs.) |
|----------|---|---------------------------|----------------------------|
| 1        | 2   | 3                         | 4                          |
| 240-10   | Interest on Loans from Central Government                   | -                         | -                          |
| 240-20   | Interest on Loans from State Government                     | -                         | -                          |
| 240-30   | Interest on Loans from Government Bodies & Associations     | -                         | -                          |
| 240-40   | Interest on Loans from International Agencies               | -                         | -                          |
| 240-50   | Interest on Loans from Banks & Other Financial Institutions | -                         | -                          |
| 240-60   | Other Interest  | -                         | -                          |
| 240-70   | Bank Charges  | 1,318.86                  | -                          |
| 240-80   | Other Finance Expenses                                      | -                         | -                          |
|          | <b>Total Interest &amp; Finance Charges</b>                 | <b>1,318.86</b>           | <b>-</b>                   |

**Schedule I-14: Programme Expenses [Code No. 250]**

| Code No. | Particulars                     | Current Year Amount (Rs.) | Previous Year Amount (Rs.) |
|----------|---------------------------------|---------------------------|----------------------------|
| 1        | 2                               | 3                         | 4                          |
| 250-10   | Election Expenses               | -                         | -                          |
| 250-20   | Own Programmes                  | 3,525.00                  | -                          |
| 250-30   | Share in Programmes of others   | -                         | -                          |
|          | <b>Total Programme Expenses</b> | <b>3,525.00</b>           | <b>-</b>                   |



*[Signature]*  
Executive Officer  
Nagar Panchayat Lalpur  
Udham Singh Nagar

**Schedule I-15: Revenue Grants, Contributions & Subsidies [Code No. 260]**

| Code No. | Particulars  | Current Year Amount (Rs.) | Previous Year Amount (Rs.) |
|----------|--|---------------------------|----------------------------|
| 1        | 2  | 3                         | 4                          |
| 260-10   | Grants [give details]                                      | -                         | -                          |
| 260-20   | Contributions [give details]                               | -                         | -                          |
| 260-30   | Subsidies[give details]                                    | -                         | -                          |
|          | <b>Total Revenue Grants, Contributions &amp; Subsidies</b> | -                         | -                          |

**Schedule I-16: Provisions & Write off [Code No. 270]**

| Code No. | Particulars                             | Current Year Amount (Rs.) | Previous Year Amount (Rs.) |
|----------|---|---------------------------|----------------------------|
| 1        | 2                                       | 3                         | 4                          |
| 270-10   | Provisions for Doubtful receivables     | -                         | -                          |
| 270-20   | Provision for Other Assets              | -                         | -                          |
| 270-30   | Revenues written off                    | -                         | -                          |
| 270-40   | Assets written off                      | -                         | -                          |
| 270-50   | Miscellaneous Expenses written off      | -                         | -                          |
|          | <b>Total Provisions &amp; Write off</b> | -                         | -                          |

**Schedule I-17: Miscellaneous Expenses [Code No. 271]**

| Code No. | Particulars                         | Current Year Amount (Rs.) | Previous Year Amount (Rs.) |
|----------|-------------------------------------|---------------------------|----------------------------|
| 1        | 2                                   | 3                         | 4                          |
| 271-10   | Loss on disposal of Assets          | -                         | -                          |
| 271-20   | Loss on disposal of Investments     | -                         | -                          |
| 271-80   | Other Miscellaneous Expenses        | -                         | -                          |
|          | <b>Total Miscellaneous Expenses</b> | -                         | -                          |



*[Signature]*  
**Executive Officer**  
**Nagar Panchayat Lalpur**  
**Udham Singh Nagar**


**Schedule I-18: Prior Period Items (Net) [Code No. 280]**

| Code No. | Particulars                            | Current Year Amount (Rs.) | Previous Year Amount (Rs.) |
|----------|--|---------------------------|----------------------------|
| 1        | 2                                      | 3                         | 4                          |
|          | <b>Income</b>                          |                           |                            |
| 280-10   | Taxes                                  | -                         | -                          |
| 280-20   | Other- Revenues                        | -                         | -                          |
| 280-30   | Recovery of revenues written off       | -                         | -                          |
| 280-40   | Other income                           | -                         | -                          |
|          | <b>Sub - Total Income (a)</b>          | -                         | -                          |
|          | <b>Expenses</b>                        |                           |                            |
| 280-50   | Refund of Taxes                        | -                         | -                          |
| 280-60   | Refund of Other -Revenues              | -                         | -                          |
| 280-80   | Other Expenses                         | -                         | -                          |
|          | <b>Service Tax Paid</b>                | -                         | -                          |
|          | <b>Sub - Total Income (b)</b>          | -                         | -                          |
|          | <b>Total Prior Period (Net) (a-b)-</b> | -                         | -                          |

**Schedule I-19: Income on Projects taken on Commercial Basis [Code No. 190]**

| Code No. | Particulars                                  | Current Year Amount (Rs.) | Previous Year Amount (Rs.) |
|----------|--|---------------------------|----------------------------|
| 1        | 2  | 3                         | 4                          |
| 190-10   | Income from Deposit Works                    | -                         | -                          |
|          | <b>Total Income from Commercial Projects</b> | -                         | -                          |



  
Executive Officer  
Nagar Panchayat Lalpur  
Udham Singh Nagar

**NAGAR PANCHAYAT LALPUR**  
**STATEMENT OF CASH FLOW**

| Particulars   | Current Year (Rs.)  |
|---|---------------------|
| <b>A. Cash Flows from Operating Activities</b>  |                     |
| Gross surplus/(deficit) over Expenditure  | _(766,632.20)       |
| <b>Adjustments for-</b>   |                     |
| Add:  |                     |
| Depreciation  | 1,358,410.00        |
| Interest & Finance Expenses   | -                   |
| Less:   |                     |
| Profit for disposal of assets   | 0                   |
| Dividend Income   | 0                   |
| Investment Income   | -                   |
| Adjustment income over expenditure before effecting changes in current assets and current liabilities and extraordinary items | 0                   |
|   | 591,777.80          |
| <b>Changes in current assets and current liabilities-</b>   |                     |
| (Increase)/decrease in Sundry debtors   | -                   |
| (Increase)/decrease in Stock in Hand  | -                   |
| (Increase)/decrease in prepaid expenses   | 0                   |
| (Increase)/decrease in other current assets   | 0                   |
| (Decrease)/ increase in Deposits received   | -                   |
| (Decrease)/ increase in Deposits works  | 0                   |
| (Decrease)/ increase in other current liabilities   | 683,606.00          |
| (Decrease)/ increase in provisions  | 101,480.00          |
| Extra ordinary items (Specify)  | 0                   |
| Net cash generated from/ (used in) operating activities (a)   | 1,376,863.80        |
| <b>B. Cash Flows from Investing Activities-</b>   |                     |
| 1. (Purchase) of fixed assets & CWIP  | (5,756,477.00)      |
| 2. Increase/ (Decrease) in Special funds/grants   | 10,651,350.24       |
| 3. (Purchase) of Investments  | -                   |
| Add:  |                     |
| Proceeds from disposal of assets  | 0                   |
| Proceeds from disposal of Investments   | 0                   |
| Investment Income received  | -                   |
| Interest income received  | -                   |
| Net cash generated from/ (used in) investing activities (b)   | 4,894,873.24        |
| <b>C. Cash Flows from Financing Activities</b>  |                     |
| Loans from banks/others received  | -                   |
| Grant Trf to Municipal Fund   | (5,063,005.00)      |
| Less- Loans repaid during the period  | 0                   |
| Less- Loans & advances to Employees   | -                   |
| Less- Loans to others   | 0                   |
| Less- Finance expenses  | -                   |
| Net cash generated from/ (used in) Financing Activities (c)   | (5,063,005.00)      |
| Net increase / (decrease) in cash and cash equivalents (a+b+c)  | 1,208,732.04        |
| Cash and cash equivalents at the beginning of period  | 1,000,001.00        |
| Cash and cash equivalents at the end of period  | 2,208,733.04        |
| Cash and cash equivalents at the end of the year comprises of the following account balances at the end of the year:          |                     |
| i. Cash Balances  | -                   |
| ii. Bank Balances   | 2,208,733.04        |
| iii. Scheduled co-operative banks   | -                   |
| iv. Balances with Post offices  | -                   |
| v. Balances with other banks  | -                   |
| <b>Total</b>  | <b>2,208,733.04</b> |



  
**Executive Officer**  
**Nagar Panchayat Lalpur**  
**Udham Singh Nagar**

Schedule B-1 : Municipal (General) Fund [Code No. 310]

| Code No. | Particulars                       | Opening Balance as per the last Account (Rs.) | Additions during the year | Total (Rs.)         | Deductions during the year (Rs.) | Balance at the end of the Year |
|----------|-----------------------------------|---|---------------------------|---------------------|----------------------------------|--------------------------------|
| 1        | 2                                 | 3   | 4                         | 5 (3+4)             | 6                                | 7 (5-6)                        |
| 310-10   | Municipal Fund                    | 6,172,692.00                                  | -                         | 6,172,692.00        | 5,063,005.00                     | 1,109,687.00                   |
| 310-90   | Excess of Income & Expenditure    | (1,155,992.00)                                | (766,632.20)              | (1,922,624.20)      | -                                | (1,922,624.20)                 |
|          | <b>Total Municipal Fund (310)</b> | <b>5,016,700.00</b>                           | <b>(766,632.20)</b>       | <b>4,250,067.80</b> | <b>5,063,005.00</b>              | <b>(812,937.20)</b>            |

\* Addition includes contributions towards the fund Adjustment to Opening B/S and also of income over expenditure.

\*\* Deduction includes contributions from the fund Adjustment to Opening B/S and excess expenditure over income.



CA. *[Signature]*  
Executive Officer  
Nagar Panchayat Lalpur  
Udhampur Singh Nagar

**Schedule B-2 : Earmarked Funds**

**Schedule B-2: Special Funds/Sinking Fund/Trust or Agency Fund [Code No. 311]**

| Particulars  | Special Fund 1 | Special Fund 2 | Special Fund 3 | Special Fund 4 | Special Fund 5 | Pension Fund | General Provident Fund |
|--|----------------|----------------|----------------|----------------|----------------|--------------|------------------------|
| (a) Opening Balance                                      | 0.00           | 0.00           | 0.00           | 0.00           | 0.00           | 0.00         | 0.00                   |
| (b) Additions to the Special Fund                        |                |                |                |                |                |              |                        |
| (i) Transfer from Municipal Fund                         | 0.00           | 0.00           | 0.00           | 0.00           | 0.00           | 0.00         | 0.00                   |
| (ii) Interest/Dividend earned on Special Fund Investment | 0.00           | 0.00           | 0.00           | 0.00           | 0.00           | 0.00         | 0.00                   |
| (iii) Profit on disposal of Special Fund Investments     | 0.00           | 0.00           | 0.00           | 0.00           | 0.00           | 0.00         | 0.00                   |
| (iv) Appreciation in Value of Special Fund Investment    | 0.00           | 0.00           | 0.00           | 0.00           | 0.00           | 0.00         | 0.00                   |
| (v) Other Addition (Specify nature)                      | 0.00           | 0.00           | 0.00           | 0.00           | 0.00           | 0.00         | 0.00                   |
| <b>Total (b)</b>   | <b>0.00</b>    | <b>0.00</b>    | <b>0.00</b>    | <b>0.00</b>    | <b>0.00</b>    | <b>0.00</b>  | <b>0.00</b>            |
| <b>Total (a+b)</b>                                       | <b>0.00</b>    | <b>0.00</b>    | <b>0.00</b>    | <b>0.00</b>    | <b>0.00</b>    | <b>0.00</b>  | <b>0.00</b>            |
| (c) Payments out of funds                                |                |                |                |                |                |              |                        |
| (i) Capital Expenditure on                               |                |                |                |                |                |              |                        |
| Fixed Assets*  | 0.00           | 0.00           | 0.00           | 0.00           | 0.00           | 0.00         | 0.00                   |
| Others   | 0.00           | 0.00           | 0.00           | 0.00           | 0.00           | 0.00         | 0.00                   |
| <b>Sub-total</b>   | <b>0.00</b>    | <b>0.00</b>    | <b>0.00</b>    | <b>0.00</b>    | <b>0.00</b>    | <b>0.00</b>  | <b>0.00</b>            |
| (ii) Revenue Expenditure on                              |                |                |                |                |                |              |                        |
| Salary, Wages and allowances etc.                        |                |                |                |                |                |              |                        |
| Rent   | 0.00           | 0.00           | 0.00           | 0.00           | 0.00           | 0.00         | 0.00                   |
| Other administrative charges                             | 0.00           | 0.00           | 0.00           | 0.00           | 0.00           | 0.00         | 0.00                   |
| <b>Sub-total</b>   | <b>0.00</b>    | <b>0.00</b>    | <b>0.00</b>    | <b>0.00</b>    | <b>0.00</b>    | <b>0.00</b>  | <b>0.00</b>            |
| (iii) Other :  |                |                |                |                |                |              |                        |
| Loss on disposal of Special Fund Investments             | 0.00           | 0.00           | 0.00           | 0.00           | 0.00           | 0.00         | 0.00                   |
| Diminution in Value of Special Fund Investments          | 0.00           | 0.00           | 0.00           | 0.00           | 0.00           | 0.00         | 0.00                   |
| <b>Sub-total</b>   | <b>0.00</b>    | <b>0.00</b>    | <b>0.00</b>    | <b>0.00</b>    | <b>0.00</b>    | <b>0.00</b>  | <b>0.00</b>            |
| <b>Total of (i+ii+iii) (c)</b>                           | <b>0.00</b>    | <b>0.00</b>    | <b>0.00</b>    | <b>0.00</b>    | <b>0.00</b>    | <b>0.00</b>  | <b>0.00</b>            |
| <b>Net balance at year end(a+b)-(c)</b>                  | <b>0.00</b>    | <b>0.00</b>    | <b>0.00</b>    | <b>0.00</b>    | <b>0.00</b>    | <b>0.00</b>  | <b>0.00</b>            |
| <b>Grant Total of Special Funds</b>                      | <b>0.00</b>    |                |                |                |                |              |                        |

**Note:**

All funds are to be shown as separate fund either in the schedule or in a separate schedule with the corresponding indication in the balance sheet under 'funds' on liability side.

1. Additions during the year

a. Additions to Pension Fund would be out of the 'Transfer to Funds; from Income & Exp. A/c as per the accounting principles

b. Additions to General Provident & Contributory P.F. are deduction from salary

c. Interest from Investment of Fund to be added to respective funds

2. Deduction during the year :

a. Deduction from Pension Fund means Payments made on A/c of Pension/Family Pension

b. Deduction from Groos P.F. / Contributory P.F.- Advances / withdrawals



*[Signature]*  
**Executive Officer**  
**Nagar Panchayat Lalpur**  
**Udham Singh Nagar**

**Schedule B - 3 : Reserves [Code No. 312]**

| Code No. | Particulars                    | Opening Balance<br>as per the last<br>Account (Rs.) | Additions<br>during<br>the year | Total<br>(Rs.) | Deductions<br>during the<br>year (Rs.) | Balance<br>at the end<br>of the Year |
|----------|--------------------------------|---|---------------------------------|----------------|--|--------------------------------------|
| 1        | 2                              | 3   | 4                               | 5 (3+4)        | 6                                      | 7 (5-6)                              |
| 312-10   | Capital Contribution           | 0.00  | 0.00                            | 0.00           | 0.00                                   | 0.00                                 |
| 312-11   | Capital Reserve                | 0.00  | 10819482.00                     | 10819482.00    | 1358410.00                             | 9461072.00                           |
| 312-20   | Borrowing                      | 0.00  | 0.00                            | 0.00           | 0.00                                   | 0.00                                 |
|          | Redumption<br>Reserve          | 0.00  | 0.00                            | 0.00           | 0.00                                   | 0.00                                 |
| 312-30   | Special Funds<br>(Utilised)    | 0.00  | 0.00                            | 0.00           | 0.00                                   | 0.00                                 |
| 312-40   | Statutory Reserve              | 0.00  | 0.00                            | 0.00           | 0.00                                   | 0.00                                 |
| 312-50   | General Reserve                | 0.00  | 0.00                            | 0.00           | 0.00                                   | 0.00                                 |
| 312-60   | Revaluation<br>Reserve         | 0.00  | 0.00                            | 0.00           | 0.00                                   | 0.00                                 |
|          | <b>Total Reserve<br/>Funds</b> |   |                                 |                |  | <b>9461072.00</b>                    |



*[Signature]*  
Executive Officer  
Nagar Panchayat Lalpur  
Udham Singh Nagar



Schedule B- : Grants & Contribution for Specific Purposes, Cod. No. J20] Amount in Rs.

| Particulars  | Grants from Central Govt. | Grants from State Govt. | Grants from Govt. Agencies | Grants from Financial Institution | Grants from International Organisation | Grants from Welfare Bodies | Others   |
|--|---------------------------|-------------------------|----------------------------|-----------------------------------|--|----------------------------|----------|
| (a) Opening Balance  | -                         | 1,000,000.00            | -                          | -                                 | -                                      | -                          | -        |
| (b) Addition to the Grants   |                           |                         |                            |                                   |  |                            |          |
| (i) Grants received during the year  | 344,000.00                | 12,734,000.00           | -                          | -                                 | -                                      | -                          | -        |
| (ii) Interest/Dividends earned on Grant Investments                          | -                         | 128,078.90              | -                          | -                                 | -                                      | -                          | -        |
| (iii) Profit on Disposal of Grant Investments                                | -                         | -                       | -                          | -                                 | -                                      | -                          | -        |
| (iv) Appreciation in value of Grant Investments                              | -                         | -                       | -                          | -                                 | -                                      | -                          | -        |
| (v) Other addition (Specify nature)  | -                         | -                       | -                          | -                                 | -                                      | -                          | -        |
| (vi) Interest & Charge (Specify nature)                                      | -                         | -                       | -                          | -                                 | -                                      | -                          | -        |
| <b>Total (b)</b>   | <b>344,000.00</b>         | <b>12,862,078.90</b>    | <b>-</b>                   | <b>-</b>                          | <b>-</b>                               | <b>-</b>                   | <b>-</b> |
| <b>Total (a+b)</b>   | <b>344,000.00</b>         | <b>13,862,078.90</b>    | <b>-</b>                   | <b>-</b>                          | <b>-</b>                               | <b>-</b>                   | <b>-</b> |
| (c) Payments out of Funds  |                           |                         |                            |                                   |  |                            |          |
| (I) Capital Expenditure on Fixed Assets                                      | -                         | 5,756,477.00            | -                          | -                                 | -                                      | -                          | -        |
| Others   | -                         | -                       | -                          | -                                 | -                                      | -                          | -        |
| <b>Sub-total</b>   | <b>-</b>                  | <b>5,756,477.00</b>     | <b>-</b>                   | <b>-</b>                          | <b>-</b>                               | <b>-</b>                   | <b>-</b> |
| (ii) Revenue Expenditure on Salary, Wages and allowances etc. (Out of Grant) | -                         | 3,712,143.00            | -                          | -                                 | -                                      | -                          | -        |
| Rent   | -                         | -                       | -                          | -                                 | -                                      | -                          | -        |
| Other administrative charges   | -                         | 132,547.00              | -                          | -                                 | -                                      | -                          | -        |
| Others - Pension   | -                         | -                       | -                          | -                                 | -                                      | -                          | -        |
| Others -   | -                         | 2,414,633.66            | -                          | -                                 | -                                      | -                          | -        |
| <b>Sub-total</b>   | <b>-</b>                  | <b>6,259,323.66</b>     | <b>-</b>                   | <b>-</b>                          | <b>-</b>                               | <b>-</b>                   | <b>-</b> |
| (iii) Other :  |                           |                         |                            |                                   |  |                            |          |
| Loss on disposal of Grant Investments  | -                         | -                       | -                          | -                                 | -                                      | -                          | -        |
| Diminution in Value of Grant Investments                                     | -                         | -                       | -                          | -                                 | -                                      | -                          | -        |
| Grants transferred to UP Jal Nigam   | -                         | -                       | -                          | -                                 | -                                      | -                          | -        |
| Previous Adjustments   | -                         | -                       | -                          | -                                 | -                                      | -                          | -        |
| Grants Refunded/Transferred  | -                         | -                       | -                          | -                                 | -                                      | -                          | -        |
| <b>Sub-total</b>   | <b>-</b>                  | <b>-</b>                | <b>-</b>                   | <b>-</b>                          | <b>-</b>                               | <b>-</b>                   | <b>-</b> |
| <b>Total of (i+ii+iii) (c)</b>   | <b>-</b>                  | <b>12,015,800.66</b>    | <b>-</b>                   | <b>-</b>                          | <b>-</b>                               | <b>-</b>                   | <b>-</b> |
| <b>Net balance at year end (a+b) - (c)</b>                                   | <b>344,000.00</b>         | <b>1,846,278.24</b>     | <b>-</b>                   | <b>-</b>                          | <b>-</b>                               | <b>-</b>                   | <b>-</b> |
| <b>Total Grants &amp; Contribution for Specific Purposes</b>                 | <b>2,190,278.24</b>       |                         |                            |                                   |  |                            |          |



*[Signature]*  
 Executive Officer  
 Nagar Panchayat Lalpur  
 Udham Singh Nagar

**Schedule B-5 : Secured Loans [Code No. 330]**

| Code No. | Particulars                                    | Current Year Amount (Rs.) | Previous Year Amount (Rs.) |
|----------|--|---------------------------|----------------------------|
| 1        | 2  | 3                         | 4                          |
| 330-10   | Loans from Central Government                  | -                         | -                          |
| 330-20   | Loans from State Government                    | -                         | -                          |
| 330-30   | Loan from Government Bodies and Assosiation    | -                         | -                          |
| 330-40   | Loan from International Agencies               | -                         | -                          |
| 330-50   | Loan from Bank and other financial Institution | -                         | -                          |
| 330-60   | Other Term Loan                                | -                         | -                          |
| 330-70   | Bond & Debentures                              | -                         | -                          |
| 330-80   | Oather Loans                                   | -                         | -                          |
|          | <b>Total Secured Loans</b>                     | -                         | -                          |

Notes :

1. The nature of the security shall be specified in each of these categories.
2. Particulars of any gurantees given shall be disclosed.
3. Terms of redumption (if any) of bonds/Debenturs issued shall be stated, together with the earliest date of redumption.
4. Rate of interest and original amount of Loan and Outstanding can be provided for every Loan under each of these categories seperately.
5. For loan disbursed directly to an Executing Agency , please specify the name of the project for wich such loan is raised.

**Schedule B- 6 : Unsecured Loans [Code No. 331]**

| Code No. | Particulars                                    | Current Year Amount (Rs.) | Previous Year Amount (Rs.) |
|----------|--|---------------------------|----------------------------|
| 1        | 2  | 3                         | 4                          |
| 331-10   | Loans from Central Government                  | -                         | -                          |
| 331-20   | Loans from State Government                    | -                         | -                          |
| 331-30   | Loan from Government Bodies and Assosiation    | -                         | -                          |
| 331-40   | Loan from International Agencies               | -                         | -                          |
| 331-50   | Loan from Bank and other financial Institution | -                         | -                          |
| 331-60   | Other Term Loan                                | -                         | -                          |
| 331-70   | Bond & Debentures                              | -                         | -                          |
| 331-80   | Other Loans                                    | -                         | -                          |
|          | <b>Total Unsecured Loans</b>                   | -                         | -                          |

Note :

Rate of interest and original amount of Loan and Outstanding can be provided for every Loan under each of these categories seperately.

**Schedule B- 7 : Deposits Received [Code No. 340]**

| Code No. | Particulars                    | Current Year Amount (Rs.) | Previous Year Amount (Rs.) |
|----------|--------------------------------|---------------------------|----------------------------|
| 1        | 2                              | 3                         | 4                          |
| 340-10   | From Contractors               | -                         | -                          |
| 340-20   | From Revenues                  | -                         | -                          |
| 340-30   | From Staff                     | -                         | -                          |
| 340-80   | From Others                    | -                         | -                          |
|          | <b>Total Deposits Received</b> | -                         | -                          |



*Amoh*  
Executive Officer  
Nagar Panchayat Lalpur  
Udham Singh Nagar

**Schedule B- 8 : Deposits Works [Code No. 341]**

| Code No. | Particulars                 | Current Year Amount (Rs.) | Previous Year Amount (Rs.) |
|----------|-----------------------------|---------------------------|----------------------------|
| 1        | 2                           | 3                         | 4                          |
| 341-10   | Civil Works                 | -                         | -                          |
| 341-20   | Electrical Works            | -                         | -                          |
| 34-80    | Others                      | -                         | -                          |
|          | <b>Total Deposits Works</b> | -                         | -                          |

Note :

1. The amount received from the department on whose behalf the deposit works have been undertaken would appear in col. 4
2. Expenditure incurred including percentage(department) charges would appear in Col.5
3. Balance as in Col.6 would appear in the balance sheet as a liability.

**Schedule B- 9 : Other Liabilities ( Sundry Creditors ) [Code No. 350]**

| Code No. | Particulars                                       | Current Year Amount (Rs.) | Previous Year Amount (Rs.) |
|----------|---|---------------------------|----------------------------|
| 1        | 2   | 3                         | 4                          |
| 350-10   | Creditors   | 641,289.00                | -                          |
| 350-11   | Employee Liabilities                              | -                         | 46,306.00                  |
| 350-12   | Interest Accure and Due                           | -                         | -                          |
| 350-20   | Recoveries Payable                                | 88,623.00                 | -                          |
| 350-30   | Government Dues Payable                           | -                         | -                          |
| 350-40   | Refunds Payable                                   | -                         | -                          |
| 350-41   | Abvance Collection of Revenues                    | -                         | -                          |
| 350-80   | Others (Electricity exps)                         | -                         | -                          |
|          | <b>Total Other liabilities (Sundry Creditors)</b> | <b>729,912.00</b>         | <b>46,306.00</b>           |

**Schedule B- 10 : Provisions [Code No. 360]**

| Code No. | Particulars                | Current Year Amount (Rs.) | Previous Year Amount (Rs.) |
|----------|----------------------------|---------------------------|----------------------------|
| 1        | 2                          | 3                         | 4                          |
| 360-10   | Provisions for Expenses    | 101,480.00                | -                          |
| 360-20   | Provisions for Interest    | -                         | -                          |
| 360-30   | Provision for Other Assets | -                         | -                          |
|          | <b>Total Provisions</b>    | <b>101,480.00</b>         | -                          |



*[Signature]*  
**Executive Officer**  
**Nagar Panchayat Lalpur**  
**Udham Singh Nagar**

Schedule B -11 : Fixed Assets [Code No. 410 & 411]

| Code No | Particulars  | Rate   | Opening Balance      | Gross Block                |                     |                             | Cost at the end of the year | Accumulated Depreciation |                            |                             | Net Assets                   |                            |                             |   |   |   |
|---------|--|--------|----------------------|----------------------------|---------------------|-----------------------------|-----------------------------|--------------------------|----------------------------|-----------------------------|------------------------------|----------------------------|-----------------------------|---|---|---|
|         |  |        |                      | Addition during the Period |                     | Deduction during the period |                             | Opening Balance          | Addition during the period | Deduction during the period | Total at the end of the year | At the end of Current Year | At the end of Previous Year |   |   |   |
|         |  |        |                      | Before 1/10                | After 1/10          |                             |                             |                          |                            |                             |                              |                            |                             | 5 | 6 | 7 |
| 410-10  | Land   |        | -                    |                            |                     |                             | -                           |                          |                            |                             |                              |                            |                             |   |   |   |
| 410-20  | Buildings  | 4.75%  | 150,000.00           |                            |                     |                             | 150,000.00                  | 21,378.00                | 7,122.00                   |                             | 28,500.00                    | 121,500.00                 | 128,622.00                  |   |   |   |
| 410-21  | Parks & Playground                                     |        | -                    |                            |                     |                             | -                           | -                        |                            |                             | -                            | -                          | -                           |   |   |   |
|         | Infrastructure Assets                                  |        |                      |                            |                     |                             |                             |                          |                            |                             |                              |                            |                             |   |   |   |
|         | Statutes, Heritage Assets, Antique & Other work of Art |        |                      |                            |                     |                             |                             |                          |                            |                             |                              |                            |                             |   |   |   |
| 410-22  | Road and Bridges                                       | 13.57% | 5,083,490.00         |                            |                     |                             | 5,083,490.00                | 2,813,867.00             | 635,303.00                 |                             | 3,449,170.00                 | 1,634,320.00               | 2,269,623.00                |   |   |   |
| 410-30  | Sewerage and Drainage                                  | 6.33%  | 2,127,508.00         |                            |                     |                             | 2,127,508.00                | 713,681.00               | 124,215.00                 |                             | 837,896.00                   | 1,289,612.00               | 1,413,827.00                |   |   |   |
| 410-31  | Water ways   | 19.00% | 1,335,074.00         |                            |                     |                             | 1,335,074.00                | 862,091.00               | 78,402.00                  |                             | 940,493.00                   | 394,581.00                 | 472,983.00                  |   |   |   |
| 410-32  | Public lighting  | 9.50%  | 985,895.00           |                            |                     |                             | 985,895.00                  | 512,787.00               | 94,610.00                  |                             | 607,397.00                   | 388,498.00                 | 483,108.00                  |   |   |   |
| 410-33  | Other Assets   |        |                      |                            |                     |                             |                             |                          |                            |                             |                              |                            |                             |   |   |   |
| 410-40  | Plant & Machinery                                      |        |                      |                            | 169,330.00          |                             | 169,330.00                  |                          | 40,216.00                  |                             | 40,216.00                    | 129,114.00                 |                             |   |   |   |
| 410-50  | Vehicles   |        |                      |                            | 4,704,838.00        |                             | 4,704,838.00                |                          | 223,479.00                 |                             | 223,479.00                   | 4,481,359.00               |                             |   |   |   |
| 410-60  | Office & other equipment                               | 9.50%  | 455,000.00           | 452,399.00                 | 72,600.00           |                             | 979,999.00                  | 162,925.00               | 131,320.00                 |                             | 294,245.00                   | 685,754.00                 | 292,075.00                  |   |   |   |
| 410-70  | Furniture, Fixtures Fittings and electrical appliances | 9.50%  | 11,543.00            | 119,540.00                 | 237,770.00          |                             | 368,853.00                  | 8,776.00                 | 23,743.00                  |                             | 32,519.00                    | 336,334.00                 | 2,767.00                    |   |   |   |
| 410-80  | Stone Construction                                     |        |                      |                            |                     |                             |                             |                          |                            |                             |                              |                            |                             |   |   |   |
|         | Other Fixed Assets                                     |        |                      |                            |                     |                             |                             |                          |                            |                             |                              |                            |                             |   |   |   |
|         | <b>Total</b>   |        | <b>10,158,510.00</b> | <b>571,939.00</b>          | <b>5,184,538.00</b> | <b>-</b>                    | <b>15,914,987.00</b>        | <b>5,095,505.00</b>      | <b>1,358,410.00</b>        | <b>-</b>                    | <b>6,453,915.00</b>          | <b>9,461,072.00</b>        | <b>5,063,005.00</b>         |   |   |   |

\* Additions includes fixed assets created out of Earmarked Funds and Grants transferrd to urban Local Body's fixed block as referred to in Schedule B-2 and B-4



*Udham Singh*  
 Executive Officer  
 Nagar Panchayat Lalpur  
 Udham Singh Nagar

**Schedule B-12: Capital Work in Progress (CWIP)- (Code 412)**

| Details of Fixed Asset Head* | CWIP at the beginning of FY | CWIP created during the year | CWIP capitalised during the year | CWIP at end of year |
|------------------------------|-----------------------------|------------------------------|----------------------------------|---------------------|
| (A)                          | (B)                         | (C)                          | (D)                              | (E=B+C+D)           |
| Building                     | 0                           | 0                            | 0                                | 0                   |
| Parks & Playground           | 0                           | 0                            | 0                                | 0                   |
| Roads and Bridges            | 0                           | 0                            | 0                                | 0                   |
| Sewerage and Drainage        | 0                           | 0                            | 0                                | 0                   |
| Water Ways                   | 0                           | 0                            | 0                                | 0                   |
| Public Lighting              | 0                           | 0                            | 0                                | 0                   |
| Plant & Machinery            | 0                           | 0                            | 0                                | 0                   |
| Total                        | 0                           | 0                            | 0                                | 0                   |

Note: A list of Contract-wise CWIP at the end of the FY will be annexed to this schedule

**Schedule B - 13 : Investments- General Fund [Code No. 420]**

| Code No. | Particulars                              | With whom invested | Face Value Rs. | Current year Carrying Cost | Previous year Carrying Cost |
|----------|--|--------------------|----------------|----------------------------|-----------------------------|
| 1        | 2  | 3                  | 4              | 5                          | 5                           |
| 421-10   | Central Government Securities            |                    |                | -                          | -                           |
| 421-20   | State Government Securities              |                    |                | -                          | -                           |
| 421-30   | Dedentures and Bonds                     |                    |                | -                          | -                           |
| 421-40   | Preference Shares                        |                    |                | -                          | -                           |
| 421-50   | Equity Shares                            |                    |                | -                          | -                           |
| 421-60   | Units of Mutual Funds                    |                    |                | -                          | -                           |
| 421-80   | Other Investments                        |                    |                | -                          | -                           |
|          | <b>Total of Investments General Fund</b> |                    |                | -                          | -                           |

1. Insert the other Heads of Account and the corresponding Codes of Account for other investments made by the ULB
2. Provide break up of other investments as applicable
3. Aggregate amount of quoted investments and also marked value thereof shall be disclosed. Aggregate amount of unquoted investments shall also be disclosed.

**Schedule B - 14 : Investments- Other Fund [Code No. 421]**

| Code No. | Particulars                            | With whom invested | Face Value Rs. | Current year Carrying Cost | Previous year Carrying Cost |
|----------|--|--------------------|----------------|----------------------------|-----------------------------|
| 1        | 2                                      | 3                  | 4              | 5                          | 5                           |
| 420-10   | Central Government Securities          |                    |                | -                          | -                           |
| 420-20   | State Government Securities            |                    |                | -                          | -                           |
| 420-30   | Dedentures and Bonds                   |                    |                | -                          | -                           |
| 420-40   | Preference Shares                      |                    |                | -                          | -                           |
| 420-50   | Equity Shares                          |                    |                | -                          | -                           |
| 420-60   | Units of Mutual Funds                  |                    |                | -                          | -                           |
| 420-80   | Other Investments                      | Bank               |                | -                          | -                           |
|          | <b>Total of Investments Other Fund</b> |                    |                | -                          | -                           |

1. Insert the other Heads of Account and the corresponding Codes of Account for other investments made by the ULB
2. Provide break up of other investments as provided for General Fund Investments.

**Schedule B-15 : Stock in Hand (Inventories) [Code 430]**

| Code No | Particulars                | Current Year Amount (Rs.) | Previous Year Amount (Rs.) |
|---------|----------------------------|---------------------------|----------------------------|
| 430-10  | Stores                     | -                         | -                          |
| 430-20  | Loose Tools                | -                         | -                          |
| 430-30  | Others                     | -                         | -                          |
|         | <b>Total Stock in Hand</b> | -                         | -                          |



Executive Officer  
Nagar Panchayat Lalpur  
Udham Singh Nagar

**Schedule B - 16 : Sundry Debtors (Receivables) [Code No. 431]**

| Code No. | Particulars   | Gross Amount | Provision for Outstanding Revenues (Rs.) | Net Amount (Rs.) | Previous Year Net Amount (Rs.) |
|----------|---|--------------|--|------------------|--------------------------------|
| 1        | 2   | 3            | 4  | 5                | 6                              |
|          |   |              | Code No. 432                             | (3-4)            |                                |
| 431-10   | Receivables for Property Taxes  | -            |  |                  |                                |
|          | Current year  |              |  |                  |                                |
|          | Receivable outstanding for more than 2 year but not exceeding 3 years | -            |  | -                | -                              |
|          | 3 Years to 4 years  | -            |  | -                | -                              |
|          | More than 5 Year  |              |  |                  |                                |
|          | Sick or closed Industries   |              |  |                  |                                |
|          | Sub Total   | -            |  |                  |                                |
| 350-30   | Less : State Government Cesses/ Levies in Taxes - Control Account     |              |  |                  |                                |
|          | <b>Net Receivables of property Taxes</b>                              | -            |  | -                | -                              |
| 431-19   | Receivables of Other Taxes  | -            |  |                  |                                |
|          | Current year  | -            |  |                  |                                |
|          | Receivable outstanding for more than 2 year but not exceeding 3 years | -            |  |                  |                                |
|          | 3 Years to 4 years  |              |  |                  |                                |
|          | More than 5 Year  |              |  |                  |                                |
|          | Sick or closed Industries   |              |  |                  |                                |
|          | Sub Total   | -            |  |                  |                                |
| 350-30   | Less: State Governmrnt Cesses/ Levies in Taxes - Control Account      |              |  |                  |                                |
|          | <b>Net Receivables of other Taxes</b>                                 | -            |  | -                | -                              |
| 431-30   | Receivables of Cess Income  | -            |  |                  |                                |
|          | Current year  |              |  |                  |                                |
|          | Receivable outstanding for more than 2 year but not exceeding 3 years |              |  |                  |                                |
|          | 3 Years to 4 years  |              |  |                  |                                |
|          | More than 5 Year  |              |  |                  |                                |
|          | Sick or closed Industries   | -            |  |                  |                                |
|          | Sub Total   | -            |  | -                | -                              |
| 431-40   | Receivables from other Sources  |              |  |                  |                                |
|          | Current year  |              |  |                  |                                |
|          | Receivable outstanding for more than 2 year but not exceeding 3 years |              |  |                  |                                |
|          | 3 Years to 4 years  |              |  |                  |                                |
|          | More than 5 Year  |              |  |                  |                                |
|          | Sick or closed Industries   | -            |  |                  |                                |
|          | Sub Total   | -            |  |                  |                                |
|          | <b>Total of Sundry Debtors (Receivables)</b>                          | -            |  | -                | -                              |

The provisions made against accrual items would not affect the opening / closing balances of the Demand and Collections Ledgers for the purpose of recovery of dues from the concerned parties / individuals.

**Schedule B- 17 : Prepaid Expenses [Code No. 440]**

| Code No. | Particulars                   | Current Year Amount (Rs.) | Previous Year Amount (Rs.) |
|----------|-------------------------------|---------------------------|----------------------------|
| 1        | 2                             | 3                         | 4                          |
| 440-10   | Establishment                 | -                         | -                          |
| 440-30   | Administrative                | -                         | -                          |
| 440-20   | Operations & Maintenance      | -                         | -                          |
|          | <b>Total Prepaid Expenses</b> | -                         | -                          |



*[Signature]*  
**Executive Officer**  
**Nagar Panchayat Lalpur**  
**Udham Singh Nagar**

**Schedule B - 18 : Cash and Balances [Code No. 450]**

| Code No. | Particulars  | Current Year Amount (Rs.)       | Previous Year Amount (Rs.) |
|----------|--|---------------------------------|----------------------------|
| 1        | 2  | 3                               | 4                          |
| 450-10   | Cash in Hand/ Cheque<br>Cheque in Hand                             |                                 |                            |
|          | <b>Balance with Bank - Municipal Funds</b>                         |                                 |                            |
| 450-21   | Nationalised Banks<br>PNB 9323000100030029                         | 18,455.00                       | 1,000,001.00               |
| 450-22   | Other Scheduled Banks  |                                 |                            |
| 450-23   | Scheduled Co operative Banks                                       |                                 |                            |
| 450-24   | Post Office  |                                 |                            |
|          | <b>Sub Total</b>   | <b>18,455.00</b>                | <b>1,000,001.00</b>        |
|          | <b>Balance with Bank - Special Funds</b>                           |                                 |                            |
| 450-41   | Nationalised Banks   | -                               |                            |
| 450-42   | Othe Scheduled Banks   | -                               |                            |
| 450-43   | Scheduled Co operative Banks                                       |                                 |                            |
| 450-44   | Post Office  |                                 |                            |
|          | <b>Sub Total</b>   | <b>-</b>                        | <b>-</b>                   |
|          | <b>Balance with Bank - Grant Funds</b>                             |                                 |                            |
| 450-61   | Nationalised Banks<br>PNB 9323000100029564<br>PNB 9323000100030029 | -<br>1,954,644.03<br>235,634.01 |                            |
| 450-62   | Othe Scheduled Banks   | -                               |                            |
| 450-63   | Scheduled Co operative Banks                                       | -                               |                            |
| 450-64   | Post Office  |                                 |                            |
|          | <b>Sub Total</b>   | <b>2,190,278.04</b>             | <b>-</b>                   |
|          | <b>Total Cash and Bank Balance</b>                                 | <b>2,208,733.04</b>             | <b>1,000,001.00</b>        |



*(Signature)*  
Executive Officer  
Nagar Panchayat Lalpur  
Udham Singh Nagar

**Schedule B - 19 : Loans, Advances and Deposits [Code 460]**

| Code No. | Particulars   | Opening Balance at the beginning of the year (Rs.) | Paid during the Current Year (Rs.) | Recovered during the year (Rs.) | Balance outstanding at the end of the year (Rs.) |
|----------|---|--|------------------------------------|---------------------------------|--|
| 1        | 2   | 3  | 4                                  | 5                               | 6  |
| 460-10   | Loans and advances to employees   | -  | -                                  | -                               | -  |
| 460-20   | Employee Provident Fund Loans   | -  | -                                  | -                               | -  |
| 460-30   | Loans to Others (health Department)   | -  | -                                  | -                               | -  |
| 460-40   | Advances to Suppliers and Contractors   | -  | -                                  | -                               | -  |
| 460-50   | Advance to others   | -  | -                                  | -                               | -  |
| 460-60   | Deposits with External agencies   | -  | -                                  | -                               | -  |
| 460-80   | Other Current Assets  | -  | -                                  | -                               | -  |
|          | <b>Sub Total</b>  | -  | -                                  | -                               | -  |
| 461      | Less: Accumulated Provisions against Loans, Advances and Deposits [Schedule B - 18 (a)] | -  | -                                  | -                               | -  |
|          | <b>Total Loans, Advances and Deposits</b>   | -  | -                                  | -                               | -  |

**Schedule B - 19 : Accumulated Provisions against Loans, Advances and Deposits (Code No. 461)**

| Code No. | Particulars                        | Current Year Amount (Rs.) | Previous Year Amount (Rs.) |
|----------|------------------------------------|---------------------------|----------------------------|
| 461-10   | Loans                              | -                         | -                          |
| 461-20   | Advances                           | -                         | -                          |
| 461-30   | Deposits                           | -                         | -                          |
|          | <b>Total Accumulated Provision</b> | -                         | -                          |

Note : The total of this Schedule should be equealling to the amount as per the total in Schedule B- 18.

**Schedule B - 20 : Other Assets [Code No. 470]**

| Code No. | Particulars                   | Current Year Amount (Rs.) | Previous Year Amount (Rs.) |
|----------|-------------------------------|---------------------------|----------------------------|
| 1        | 2                             | 3                         | 4                          |
| 470-10   | Deposit Works                 | -                         | -                          |
| 470-20   | Other assets Control Accounts | -                         | -                          |
|          | <b>Total Other Assets</b>     | -                         | -                          |

**Schedule B - 21 : Miscellaneous Expenditure (to the extent not written off) [Code No. 480]**

| Code No. | Particulars                            | Current Year Amount (Rs.) | Previous Year Amount (Rs.) |
|----------|--|---------------------------|----------------------------|
| 1        | 2                                      | 3                         | 4                          |
| 480-10   | Loan Issue Expenses Deffered           | -                         | -                          |
| 480-20   | Discount on Issue of Loans             | -                         | -                          |
| 480-30   | Differed Revenue Expenses              | -                         | -                          |
| 480-90   | Other                                  | -                         | -                          |
|          | <b>Total Miscellaneous Expenditure</b> | -                         | -                          |



*[Signature]*  
**Executive Officer**  
**Nagar Panchayat Lalpur**  
**Udham Singh Nagar**



Annexure of Schedule D - 4 : Grants & Contribution for Specific Purposes [Code No. 320]

| Particulars   | Grants from Central Government |             |                           | Grants from State Government |                              |                       |           | Other Grants |               |                        | Grants from Financial Institution |             |
|---|--------------------------------|-------------|---------------------------|------------------------------|------------------------------|-----------------------|-----------|--------------|---------------|------------------------|-----------------------------------|-------------|
|   | 14th & 15th Finance Commission | PM Swanidhi | Pradhan Mantri Awas Yojna | State Finance Commission     | Awasthapa Fixed Assets Grant | Swastha Aarohan Yojna | BVIM      | Open Gym     | Vidhyak Rishi | Safal Yojna/Honorarium |                                   | Covid Grant |
| (a) Opening Balance   | -                              | -           | -                         | -                            | 1,000,000.00                 | -                     | -         | -            | -             | -                      | -                                 | -           |
| (b) Addition to the Grants                                    |                                |             |                           |                              |                              |                       |           |              |               |                        |                                   |             |
| (i) Grants received during the year                           | 344,000.00                     | -           | -                         | 12,500,000.00                | -                            | 59,000.00             | 25,000.00 | 150,000.00   | -             | -                      | -                                 | -           |
| (ii) Interest/Dividends earned on Grant Investments           | -                              | -           | -                         | 114,001.23                   | 14,077.67                    | -                     | -         | -            | -             | -                      | -                                 | -           |
| (iii) Profit on Disposal of Grant Investments                 | -                              | -           | -                         | -                            | -                            | -                     | -         | -            | -             | -                      | -                                 | -           |
| (iv) Appreciation in value of Grant Investments               | -                              | -           | -                         | -                            | -                            | -                     | -         | -            | -             | -                      | -                                 | -           |
| (v) Other addition (Specify nature)                           | -                              | -           | -                         | -                            | -                            | -                     | -         | -            | -             | -                      | -                                 | -           |
| (vi) Interest & Charge (Specify nature)                       | -                              | -           | -                         | -                            | -                            | -                     | -         | -            | -             | -                      | -                                 | -           |
| Total (b)   | 344,000.00                     | -           | -                         | 12,614,001.23                | 14,077.67                    | 59,000.00             | 25,000.00 | 150,000.00   | -             | -                      | -                                 | -           |
| Total (a+b)   | 344,000.00                     | -           | -                         | 12,614,001.23                | 1,014,077.67                 | 59,000.00             | 25,000.00 | 150,000.00   | -             | -                      | -                                 | -           |
| (c) Payments out of Funds                                     |                                |             |                           |                              |                              |                       |           |              |               |                        |                                   |             |
| (i) Capital Expenditure on Fixed Assets                       | -                              | -           | -                         | 5,086,055.00                 | 670,422.00                   | -                     | -         | -            | -             | -                      | -                                 | -           |
| Others  | -                              | -           | -                         | -                            | -                            | -                     | -         | -            | -             | -                      | -                                 | -           |
| Sub-total   | -                              | -           | -                         | 5,086,055.00                 | 670,422.00                   | -                     | -         | -            | -             | -                      | -                                 | -           |
| (ii) Revenue Expenditure on Salary, Wages and allowances etc. | -                              | -           | -                         | 3,712,143.00                 | -                            | -                     | -         | -            | -             | -                      | -                                 | -           |
| Rent  | -                              | -           | -                         | -                            | 132,547.00                   | -                     | -         | -            | -             | -                      | -                                 | -           |
| Other administrative charges                                  | -                              | -           | -                         | -                            | -                            | -                     | -         | -            | -             | -                      | -                                 | -           |
| Others - Pension  | -                              | -           | -                         | 2,414,159.00                 | 474.89                       | -                     | -         | -            | -             | -                      | -                                 | -           |
| Other   | -                              | -           | -                         | -                            | -                            | -                     | -         | -            | -             | -                      | -                                 | -           |
| Sub-total   | -                              | -           | -                         | 6,126,307.00                 | 133,021.89                   | -                     | -         | -            | -             | -                      | -                                 | -           |
| (iii) Other:  |                                |             |                           |                              |                              |                       |           |              |               |                        |                                   |             |
| Loss on disposal of Grant Investments                         | -                              | -           | -                         | -                            | -                            | -                     | -         | -            | -             | -                      | -                                 | -           |
| Diminution in Value of Grant Investments                      | -                              | -           | -                         | -                            | -                            | -                     | -         | -            | -             | -                      | -                                 | -           |
| Grants transferred to EE PWD                                  | -                              | -           | -                         | -                            | -                            | -                     | -         | -            | -             | -                      | -                                 | -           |
| Previous Adjustments  | -                              | -           | -                         | -                            | -                            | -                     | -         | -            | -             | -                      | -                                 | -           |
| Grants Refunded/Transferred                                   | -                              | -           | -                         | -                            | -                            | -                     | -         | -            | -             | -                      | -                                 | -           |
| Sub-total   | -                              | -           | -                         | -                            | -                            | -                     | -         | -            | -             | -                      | -                                 | -           |
| Total of (c) (i)-(iii)  | -                              | -           | -                         | 11,212,357.00                | 803,443.89                   | -                     | -         | -            | -             | -                      | -                                 | -           |
| Net balance at year end (a+b) - (c)                           | 344,000.00                     | -           | -                         | 1,401,644.23                 | 210,634.01                   | 59,000.00             | 25,000.00 | 150,000.00   | -             | -                      | -                                 | -           |
| Total Grants & Contribution for Specific Purposes             | 2,190,278.24                   |             |                           |                              |                              |                       |           |              |               |                        |                                   |             |



*[Signature]*  
 Executive Officer  
 Halodwani Gram Panchayat Lalpur  
 Udham Singh Nagar

## Nagar Panchayat Lalpur

### Schedule B-22: Notes to the Balance Sheet

1. Contractual liabilities not provided for:
  - a. Amount of contracts entered on account of capital works but on which noworks has commenced.
  - b. In respect of claims against the ULB, pending judicial decisions.
  - c. In respect of claims made by employees.
  - d. Other escalation claims made by contractors.
  - e. In case of any other claims not acknowledged as debts.
2. List of assets which have been handed over to the ULB, but the title deed has not been executed. NIL
3. List of assets which have been handed over to the ULB, but the title deed has not been executed- NIL
4. List of assets, for which cost could not be ascertained thus has been valued at Re. 1 in the Balance Sheet given in Fixed Assets Register
5. List of assets which are in permissive possession and no economic benefits are being derived from it NIL
6. Receivables from taxes, etc. which is not being collected because of litigation NIL
7. Amount of any guarantee given by the ULB on behalf of Councilors or staff: NIL
8. Previous year's figures have been regrouped/ rearranged wherever necessary



  
Executive Officer  
Nagar Panchayat Lalpur  
Udham Singh Nagar

## SIGNIFICANT ACCOUNTING POLICIES

### **Basis of Accounting**

1. The financial statements have been prepared on accrual basis of accounting and comply with National Municipal Accounting Manual/Uttarakhand Municipal Accounting Manual and accounting standards issued by the Institute of Chartered Accountants of India (ICAI).
2. The financial statements have been prepared under double entry accrual system of accounting as per Uttarakhand Municipal Accounting Manual.
3. All figures are in Indian Rupees
4. Nagar panchayat Lalpur Incorporated vide official order no. 571/IV(3)/2021-1(15 Gho/2019 dated 23.07.2021.
5. Financial Statements have been prepared on historical cost convention.
6. Financial Statements have been prepared on going concern basis and accounting policies have been consistently followed throughout the period.


### **Revenue Recognition**

1. Income in respect of which demands are raised by the ULB are accounted on accrual basis as and when they become due.
2. Property tax is accrued at the beginning of the year.
3. Rental income is accrued as and when it becomes due as per the terms of the rental agreement.
4. Interest and penalties on late collection of rental income have been reckoned in accrual basis.
5. Provision has been maintained for doubtful receivables to the extent considered necessary as per the accounting policy consistently applied from year to year.
6. Excess provision amounting has been written back to the income and expenditure account.
7. Where waiver scheme is allowed by GoUK, demand bills have been raised showing the gross bill and waiver amount separately.

### **Recognition of expenditure-**

1. Establishment expenses have been recognized on accrual basis at the end of each month. Contribution towards contributory pension fund has been accounted as and when the salary expenditure is accrued.
2. Leave encashment, pension (including commuted pension), are reckoned only upon passing of bills for payment.
3. No Annual provision has been made for Gratuity liability.
4. Expenditure on works has been accounted on approval of running bills after certification of the work. The expenditure has been accounted under maintenance or capital work in progress depending on the nature of work undertaken.



  
**Executive Officer**  
**Nagar Panchayat Lalpur**  
**Udham Singh Nagar**

### **Fixed assets and depreciation**

1. Fixed assets are shown at cost less accumulated depreciation. Cost of fixed assets includes all expenses incurred in connection with purchase and installation of the fixed assets
2. Capital works in progress are transferred to the respective fixed asset accounts as and when the works are completed.
3. Any assets which have been acquired by way of gift, constructed/acquired through grants, transfer by any other government or without consideration shall be recorded at nominal value of Rs.1/-
4. Depreciation is charged on fixed assets on Straight Line method on the basis of useful life of assets and as per the rates prescribed in the accounting policy of UMAM.
5. Depreciation shall be provided at full rate for the assets, which are purchased/constructed before Oct 1 of the accounting year. Depreciation shall be provided at half the rate for the assets, which are purchased/constructed on or after Oct 1 of accounting year as per UMAM.
6. No revaluation of fixed assets has been undertaken during the year.
7. On completion of the construction of a fixed asset and/or on acquisition of a fixed asset out of a Special Fund, the amount equivalent to the cost of such fixed asset is transferred from the respective Special Fund to Capital Reserve.

### **Long Term liability-**

Long Term liability is made up of Borrowings directly taken by the Municipality as well as those given as part of schemes sponsored by Central/ State Government or by multilateral or any other funding agencies. Liability under direct borrowing is accounted for on the basis of actual receipt of funds.

### **Interest on borrowings**

1. Interest on borrowings specifically identified with fixed assets is capitalized under the respective fixed asset accounts.
2. Interest on general borrowings is charged to the income and expenditure account.

### **Grants**

1. Specific grants towards revenue expenditure received prior to the incurring of expenditure has been treated as liability till such time that expenditure is incurred. Grants received and receivable in respect of specific revenue expenditure has been recognized as income in the accounting period in which the corresponding revenue expenditure is charged to Income and Expenditure Account.
2. Specific Grants received towards capital expenditure has been treated as a liability till such time that the fixed asset is constructed or acquired. On construction or acquisition of assets, the extent of amount of liability has been be treated as a capital receipt and has been transferred from respective Grant Account to the Capital Contribution.



*[Signature]*  
Executive Officer  
Nagar Panchayat Lalpur  
Udham Singh Nagar

3. Capital Grants received by the Municipality as a nodal agency or implementing agency for intended purpose and which does not result in creation of assets with ownership rights for the Corporation, are netted against the grant upon utilization. Only the unutilized portion of such grants, are carried over in the Balance Sheet as a liability.

#### **Investments**

1. Investments are carried at cost. Any permanent fall in the carrying value of the investments are provided for.
2. Investment in equity share of the NIL has been carried as per Equity method.

#### **Stores and Spares**

Stores and spares are valued as on 31/03/2023 at the cost based on FIFO method.

#### **Disclosure of Accounting policies (ASLB-1)**

The various accounting policies and methods prescribed under the National Municipal Accounting Manual/ Uttarakhand Municipal Accounting Manual on treatment to various accounts and transactions for their conversion in to double entry method with accrual system of accounting have been followed to the extent these were applicable.

#### **Disclosure of deviation from accounting policies: (ASLB-3)**

Nagar panchayat Lalpur Incorporated vide official order no. 571/IV(3)/2021-1(15 Gho/2019 dated 23.07.2021.

#### **Disclosure on Borrowings (ASLB-5)**

There are no borrowings.

#### **Disclosure on Inventories (ASLB-12)**

Stores and spares are valued as on 31/03/2023 at the cost based on FIFO method

#### **Disclosure of Event after the reporting date: (ASLB-14)**

No any events occurring between the reporting date and the date when the financial statements are approved.

#### **Disclosure on Fixed Assets (ASLB-17)**

Fixed assets are taken in the balance sheet on the basis of cost of acquisition less accumulated depreciation

#### **Contingent Liabilities (ASLB-19)**

Provision for Contingent Liabilities has not made.

#### **Disclosure on Investment-**

There are no specific Investment held by Nagar Panchayat Lalpur.

#### **Disclosure on Provision for Retirement benefits (ASLB-39)**

Provision relating to Retirement benefits of employees has not been made by Nagar panchayat Lalpur



  
Executive Officer  
Nagar Panchayat Lalpur  
Udham Singh Nagar

**Disclosure of Related Party Transactions: (ASLB-20)**

No such transactions between the related parties.

**Disclosure on Intangible Assets (ASLB-31)**

No any intangible assets held by Nagar panchayat Lalpur

**Disclosure on Provision against doubtful receivables-** Not Applicable

**Disclosure on Bank Accounts-**

Cash & Bank Balance have been taken at actual appearing in Cash Book. Bank reconciliations are also attached herewith forming part of Balance sheet as on 31.03.2023, while preparing Bank Reconciliation Statements, Bank balances/Treasury balances have been taken as per Bank statement of respective banks as on 31.03.2023

| Sl | Name Of Bank         | Account No.      | Balance as per Bank | Balance as per Cash Books | BRS |
|----|----------------------|------------------|---------------------|---------------------------|-----|
| 1  | Punjab National Bank | 9323000100030029 | 254,089.01          | 254,089.01                | NA  |
| 2  | Punjab National Bank | 9323000100029564 | 6669483.03          | 1,954,644.03              | Yes |

**Disclaimer:**

- All the financial figures and comments in specific or general terms made are based on documents, information and explanations provided by officers and staff of Nagar Panchayat Lalpur during the course of engagement of our team, and the correctness, origin comprehensiveness or veracity of comments or explanations in so far as they relate to existing practices is not the responsibility of the Consulting team. As the scope of work of the Consultant was not to carry out any sort of audit, it was limited to do a sort of cross check wherever it was feasible.*
- Although the Consulting team has made every effort to obtain information comprehensively for every department of the Nagar Nigam and has also widely circulated the team's requirements in this regard, it is possible that some relevant information or documentation has not become available to the team. It is therefore specifically stated that this document is based upon and restricted to the set of documents, information, comments and explanations provided by officers and staff of Nagar Panchayat Lalpur therefore any such documents, information, comments and explanations not provided to the Consulting team is excluded and the team disclaims any responsibility whatsoever in regard to the possible present or future effects of such documents, comments, information and explanations on present document.
- The Consulting team is not responsible for any legal or other liability that may arise in any way at any point of time from this documents or any interpretation whatsoever that may be put on the whole or part of it. Likewise, the Consulting team is not responsible for any legal consequences arising out of non-compliance by the Nagar Panchayat Lalpur of any of its statutory or other Governmental obligations that may become apparent now or any time in the future.*



*[Signature]*  
**Executive Officer**  
**Nagar Panchayat Lalpur**  
**Udham Singh Naqar**